

Scalable Semantic Web Data Management Using Vertical Partitioning

Daniel J. Abadi
MIT
dna@csail.mit.edu

Adam Marcus
MIT
marcua@csail.mit.edu

Samuel R. Madden
MIT
madden@csail.mit.edu

Kate Hollenbach
MIT
kjhollen@mit.edu

ABSTRACT

Efficient management of RDF data is an important factor in realizing the Semantic Web vision. Performance and scalability issues are becoming increasingly pressing as Semantic Web technology is applied to real-world applications. In this paper, we examine the reasons why current data management solutions for RDF data scale poorly, and explore the fundamental scalability limitations of these approaches. We review the state of the art for improving performance for RDF databases and consider a recent suggestion, “property tables.” We then discuss practically and empirically why this solution has undesirable features. As an improvement, we propose an alternative solution: vertically partitioning the RDF data. We compare the performance of vertical partitioning with prior art on queries generated by a Web-based RDF browser over a large-scale (more than 50 million triples) catalog of library data. Our results show that a vertical partitioned schema achieves similar performance to the property table technique while being much simpler to design. Further, if a column-oriented DBMS (a database architected specially for the vertically partitioned case) is used instead of a row-oriented DBMS, another order of magnitude performance improvement is observed, with query times dropping from minutes to several seconds.

1. INTRODUCTION

The Semantic Web is an effort by the W3C [8] to enable integration and sharing of data across different applications and organizations. Though called the *Semantic Web*, the W3C envisions something closer to a global database than to the existing World-Wide Web. In the W3C vision, users of the Semantic Web should be able to issue structured queries over all of the data on the Internet, and receive correct and well-formed answers to those queries from a variety of different data sources that may have information relevant to the query. Database researchers will immediately recognize that building the Semantic Web requires surmounting many of the semantic heterogeneity problems faced by the database community over the years. In fact – as in many database research efforts – the W3C has proposed schema matching, ontologies, and schema repositories for managing semantic heterogeneity.

Permission to copy without fee all or part of this material is granted provided that the copies are not made or distributed for direct commercial advantage, the VLDB copyright notice and the title of the publication and its date appear, and notice is given that copying is by permission of the Very Large Data Base Endowment. To copy otherwise, to republish, to post on servers or to redistribute to lists, requires a fee and/or special permission from the publisher, ACM.

VLDB '07, September 23-28, 2007, Vienna, Austria.

Copyright 2007 VLDB Endowment, ACM 978-1-59593-649-3/07/09.

One area in which the Semantic Web community differs from the relational database community is in its choice of data model. The Semantic Web data model, called the “Resource Description Framework,” [9] or RDF, represents data as statements about resources using a graph connecting resource nodes and their property values with labeled arcs representing properties. Syntactically, this graph can be represented using XML syntax (RDF/XML). This is typically the format for RDF data exchange; however, structurally, the graph can be parsed into a series of triples, each representing a statement of the form $\langle \textit{subject}, \textit{property}, \textit{object} \rangle$, which is the notation we follow in this paper. These triples can then be stored in a relational database with a three-column schema. For example, to represent the fact that Serge Abiteboul, Rick Hull, and Victor Vianu wrote a book called “Foundations of Databases” we would use seven triples¹:

```
person1 isNamed ‘‘Serge Abiteboul’’
person2 isNamed ‘‘Rick Hull’’
person3 isNamed ‘‘Victor Vianu’’
book1 hasAuthor person1
book1 hasAuthor person2
book1 hasAuthor person3
book1 isTitled ‘‘Foundations of Databases’’
```

The commonly stated advantage of this approach is that it is very general (almost any type of data can be expressed in this format – it’s easy to shred both relational and XML databases into RDF triples) and it’s easy to build tools that manipulate RDF. These tools won’t be useful if different users describe objects differently, so the Semantic Web community has developed a set of standards for expressing schemas (RDFS and OWL); these make it possible, for example, to say that every book should have an author, or that the property “isAuthor” is the same as the property “authored.”

This data representation, though flexible, has the potential for serious performance issues, since there is only one single RDF table, and almost all interesting queries involve many self-joins over this table. For example, to find all of the authors of books whose title contains the word “Transaction” it is necessary to perform the five-way self-join query shown in Figure 1.

This query is potentially very slow to execute, since as the number of triples in the library collection scales, the RDF table may well exceed the size of memory, and each of these filters and joins will require a scan or index lookup. Real world queries involve many more joins, which complicates selectivity estimation and query optimization, and limits the benefit of indices.

As a database researcher, it is tempting to dismiss RDF, as the

¹In practice, RDF uses Universal Resource Identifiers (URIs), which look like URLs and often include sequences of numbers to make them unique. We use more readable names in our examples in this paper.

```

SELECT p5.obj
FROM rdf AS p1, rdf AS p2, rdf AS p3,
      rdf AS p4, rdf AS p5
WHERE p1.prop = 'title' AND p1.obj \~{}= 'Transaction'
      AND p1.subj = p2.subj AND p2.prop = 'type'
      AND p2.obj = 'book' AND p3.prop = 'type'
      AND p3.obj = 'auth' AND p4.prop = 'hasAuth'
      AND p4.subj = p2.subj AND p4.obj = p3.subj
      AND p5.prop = 'isnamed' AND p5.subj = p4.obj;

```

Figure 1: SQL over a triple-store for a query that finds all of the authors of books whose title contains the word “Transaction”.

data model seems to offer inherently limited performance for little – or no – improvement in expressiveness or utility. Regardless of one’s opinion of RDF, however, it appears to have a great deal of momentum in the web community, with several international conferences (ISWC, ESWC) each drawing more than 250 full paper submissions and several hundred attendees, as well as enthusiastic support from the W3C (and its founder, Tim Berners-Lee.) Further, an increasing amount of data is becoming available on the Web in RDF format, including the UniProt comprehensive catalog of protein sequence, function, and annotation data (created by joining the information contained in Swiss-Prot, TrEMBL, and PIR) [6] and Princeton University’s WordNet (a lexical database for the English language) [7]. The online Semantic Web search engine Swoogle [5] reports that it indexes 2,171,408 Semantic Web documents at the time of the publication of this paper.

Hence, it is our goal in this paper to explore ways to improve RDF query performance, since it appears that it will be an important way for people to represent data on (or about) the web. We focus on using a relational query processor to execute RDF queries, as we (and several other research groups [21, 22, 26, 32]) feel that this is likely to be the best performing approach. The gist of our technique is based on a simple and familiar observation to proponents of relational technology: just as with relations, RDF does not have to be a proposal for physical storage – it is merely a logical data model. RDF databases are free to store RDF data as they see fit – including in ways that offer much better performance than actually storing collections of triples in memory or on disk.

We look at two different physical organization techniques for RDF data. The first, called the *property table* technique, denormalizes RDF tables by physically storing them in a wider, flattened representation more similar to traditional relational schemas. One way to do this flattening, as suggested in [22] and [31], is to find sets of properties that tend to be defined together; i.e., clusters of subjects tend to have these properties defined. For example, “title,” “author,” and “isbn” might all be properties that tend to be defined for subjects that represent book entities. Thus a table containing subject as the key and “title,” “author,” and “isbn” as the other attributes might be created to store entities of type “book.” This flattened property table representation will require many fewer joins to access, since self-joins on the subject column can be eliminated. One can use standard query rewriting techniques to translate queries over the RDF triple-store to queries over the flattened representation.

There are several issues with this property table technique, including:

NULLs. Because not all properties will be defined for all subjects in the subject cluster, wide tables will have (possibly many) NULLs. For very wide tables with many sparse attributes, the space overhead of these NULLs can potentially dominate the space of the data itself.

Multi-valued Attributes. Multi-valued attributes (such as a book

with multiple titles in different languages) and many-to-many relationships (such as the book authorship relationship where a book can have multiple authors and an author can write multiple books) are somewhat awkward to express in a flattened representation. Anecdotal, many RDF datasets make heavy use of multi-valued attributes, so this may be of more concern here than in other database applications.

Proliferation of union clauses and joins. In the above example, queries are simple if they can be isolated to querying a single property table like the one described above. But if, for example, the query does not restrict on property value, or if the value of the property will be bound when the query is processed, all flattened tables will have to be queried and the results combined with either complex union clauses, or through joins.

To address these limitations, we propose a different physical organization technique for RDF data. We create a two-column table for each unique property in the RDF dataset where the first column contains subjects that define the property and the second column contains the object values for those subjects. For the library example, tables would be created for the “title,” “author,” “isbn,” etc. properties, each table listing subject URIs with their corresponding value for that property. Multi-valued subjects are thus represented as multiple rows in the table with the same subject and different values. Although many joins are still required to answer queries over multiple properties, each table is sorted by subject, so fast (linear) merge joins can be used. Further, only those properties that are accessed by the query need to be read off disk (or from memory), saving I/O time.

The above technique can be thought of as a fully vertically partitioned database on property value. Although vertically partitioning a database can be done in a normal DBMS, these databases are not optimized for these narrow schemas (for example, the tuple header dominates the size of the actual data resulting in table scans taking 4-5 times as long as they need to), and there has been a large amount of recent work on column-oriented databases [18, 19, 28, 30], which are DBMSs optimized for vertically partitioned schemas.

In this paper, we compare the performance of different RDF storage schemes on a real world RDF dataset. We use the Postgres open source DBMS to show that both the property table and the vertically partitioned approaches outperform the standard triple-store approach by more than a factor of 2 (average query times go from around 100 seconds to around 40 seconds) and have superior scaling properties. We then show that one can get another order of magnitude in performance improvement by using a column-oriented DBMS since they are designed to perform well on vertically partitioned schemas (queries now run in an average of 3 seconds).

The main contributions of this paper are: an overview of the state of the art for storing RDF data in databases, a proposal to vertically partition RDF data as a simple way to improve RDF query performance relative to the state of the art, a description of how we extended a column-oriented database to implement the vertical partitioning approach, and a performance evaluation of these different proposals. Ultimately, the column-oriented DBMS is able to obtain near-interactive performance (on non-trivial queries) over real-world RDF datasets of many millions of records, something that (to the best of our knowledge) no other RDF store has been able to achieve.

The remainder of this paper is organized as follows. In Section 2 we discuss the state of the art of storing RDF data in relational databases, with an extended look at the property table approach. In Section 3, we discuss the vertically partitioned approach and explain how this approach can be implemented inside a column-

oriented DBMS. In Section 4 we look at an additional optimization to improve performance on RDF queries: materializing path expressions in advance. In Section 5, we summarize the library benchmark we use for evaluating the performance of an RDF database, and then compare the performance of the different RDF storage approaches in Section 6. Finally, we conclude in Section 7.

2. CURRENT STATE OF THE ART

In this section, we discuss the state of the art of storing RDF data in relational databases, with an extended look at the property table approach.

2.1 RDF In RDBMSs

Although there have been non-relational DBMS proposals for storing RDF data [20], the majority of RDF data storage solutions use relational DBMSs, such as Jena [32], Oracle[22], Sesame [21], and 3store [26]. These solutions generally center around a giant triples table, containing one row for each statement. For example, the RDF triples table for a small library dataset is shown in Table 1(a).

Since URIs and literal values tend to be long strings (rather than those shown in the simplified example in 1(a)), many RDF stores choose not to store entire strings in the triples table; instead they store shortened versions or keys. Oracle and Sesame map string URIs to integer identifiers so the data is normalized into two tables, one triples table using identifiers for each value, and one mapping table that maps the identifiers to their corresponding strings. This can be thought of as dictionary encoding the string data. 3store does something similar, except the identifiers are created by applying a hash function to each string. Jena prefers to just dictionary encode the namespace prefixes in the URIs and only normalizes the particularly long strings into a separate table.

Each of the above listed RDF storage solutions implements a multi-layered architecture, where RDF-specific functionality (for example, query translation) is performed in a layer above the RDBMS (which sits in the lowest layer). This removes any dependence on the particular RDBMS used (though Sesame will take advantage of specific features of an object relational DBMS such as Postgres to use subtables to model class and property subsumption relations). Queries are issued in an RDF-specific querying language (such as SPARQL [11] or RDQL [10]), converted to SQL in the higher level RDF layers, and then sent to the RDBMS which will optimize and execute the SQL query over the triple-store.

For example, the SPARQL query that attempts to get the title of the book(s) Joe Fox wrote in 2001:

```
SELECT ?title
FROM table
WHERE { ?book author 'Fox, Joe'
        ?book copyright '2001'
        ?book title ?title }
```

would get converted into the SQL query shown in Table 1(b) run over the data in Table 1(a).

Note that this simple query results in a three-way self-join over the triples table (in fact, another join will generally be needed if the strings are normalized into a separate table, as described above). If the predicates are selective, this 3-way join is not expensive (assuming the triples table is indexed – typically there will be indexes on all three columns). However, the less selective the predicates, the more problematic the joins become. As a result, both Jena and Oracle propose changes to the schema to reduce the number of joins of this type: *property tables*. We now examine these data structures in more detail.

Subj.	Prop.	Obj.
ID1	type	BookType
ID1	title	"XYZ"
ID1	author	"Fox, Joe"
ID1	copyright	"2001"
ID2	type	CDType
ID2	title	"ABC"
ID2	artist	"Orr, Tim"
ID2	copyright	"1985"
ID2	language	"French"
ID3	type	BookType
ID3	title	"MNO"
ID3	language	"English"
ID4	type	DVDType
ID4	title	"DEF"
ID5	type	CDType
ID5	title	"GHI"
ID5	copyright	"1995"
ID6	type	BookType
ID6	copyright	"2004"

(a) Some Example RDF Triples

```
SELECT C.obj.
FROM TRIPLES AS A,
     TRIPLES AS B,
     TRIPLES AS C
WHERE A.subj. = B.subj.
      AND B.subj. = C.subj.
      AND A.prop. = 'copyright'
      AND A.obj. = '2001'
      AND B.prop. = 'author'
      AND B.obj. = 'Fox, Joe'
      AND C.prop. = 'title'
```

(b) Example SQL Query Over RDF Triples Table From (a)

Property Table

Subj.	Type	Title	copyright
ID1	BookType	"XYZ"	"2001"
ID2	CDType	"ABC"	"1985"
ID3	BookType	"MNP"	NULL
ID4	DVDType	"DEF"	NULL
ID5	CDType	"GHI"	"1995"
ID6	BookType	NULL	"2004"

Left-Over Triples

Subj.	Prop.	Obj.
ID1	author	"Fox, Joe"
ID2	artist	"Orr, Tim"
ID2	language	"French"
ID3	language	"English"

(c) Clustered Property Table Example

Class: BookType

Subj.	Title	Author	copyright
ID1	"XYZ"	"Fox, Joe"	"2001"
ID3	"MNP"	NULL	NULL
ID6	NULL	NULL	"2004"

Class: CDType

Subj.	Title	Artist	copyright
ID2	"ABC"	"Orr, Tim"	"1985"
ID5	"GHI"	NULL	"1995"

Left-Over Triples

Subj.	Prop.	Obj.
ID2	language	"French"
ID3	language	"English"
ID4	type	DVDType
ID4	title	"DEF"

(d) Property-Class Table Example

Table 1: Some sample RDF data and possible property tables.

2.2 Property Tables

Researchers developing the Jena Semantic Web toolkit, Jena2 [31, 32], were the first to propose the use of property tables to speed up queries over triple-stores. They proposed two types of property tables. The first type, which we call a *clustered property table*, contains clusters of properties that tend to be defined together. For example, for the raw data in Table 1(a), type, title, and copyright date tend to be defined as properties for similar subjects. Thus, a property table containing these three properties as attributes along with subject as the table key can be created, which stores the triples from the original data whose property is one of these three attributes. The resulting property table, along with the left-over triples that are not stored in this property table, is shown in Table 1(c). Multiple property tables with different clusters of properties may be created; however, a key requirement for this type of property table is that a particular property may only appear in at most one property table.

The second type of property table, termed a property-class table, exploits the type property of subjects to cluster similar sets of subjects together in the same table. Unlike the first type of property table, a property may exist in multiple property-class tables. Table 1(d) shows two example property tables that may be created from the same set of input data as Table 1(c). Jena2 found property-class tables to be particularly useful for the storage of reified statements (statements about statements) where the class is `rdf:Statement` and the properties are `rdf:Subject`, `rdf:Property`, and `rdf:Object`.

Oracle [22] also adopts a property table-like data structure (they call it a "subject-property matrix") to speed up queries over RDF triples. Their utilization of property tables is slightly different from Jena2 in that they are not used as a primary storage structure, but rather as an auxiliary data structure – a materialized view – that can

be used to speed up specific types of queries.

The most important advantage of the introduction of property tables to the triple-store is that they can reduce subject-subject self-joins of the triples table. For example, the simple query shown in Section 2.1 (“return the title of the book(s) Joe Fox wrote in 2001”) resulted in a three-way self-join. However, if title, author, and copyright were all located inside the same property table, the query can be executed via a simple selection operator.

To the best of our knowledge, property tables have not been widely adopted except in specialized cases (like reified statements). One reason for this may be that they have a number of disadvantages. Most importantly, as Wilkinson points out in [31], while property tables are very good at speeding up queries that can be answered from a single property table, most queries require joins or unions to combine data from several tables. For example, for the data in Table 1, if a user wishes to find out if there are any items in the catalog copyrighted before 1990 in a language other than English, the following SQL queries could be issued:

```
SELECT T.subject, T.object
FROM TRIPLES AS T, PROPTABLE AS P
WHERE T.subject == P.subject
      AND P.copyright < 1990
      AND T.property = 'language'
      AND T.object != 'English'
```

for the schema in 1(c), and

```
(SELECT T.subject, T.object
FROM TRIPLES AS T, BOOKS AS B
WHERE T.subject == B.subject
      AND B.copyright < 1990
      AND T.property = 'language'
      AND T.object != 'English')
UNION
(SELECT T.subject, T.object
FROM TRIPLES AS T, CDS AS C
WHERE T.subject == C.subject
      AND C.copyright < 1990
      AND T.property = 'language'
      AND T.object != 'English')
```

for the schema in 1(d). As can be seen, join and union clauses get introduced into the queries, and query translation and plan generation get complicated very quickly. Queries that do not select on class type are generally problematic for property-class tables, and queries that have unspecified property values (or for whom property value is bound at run-time) are generally problematic for clustered property tables.

Another disadvantage of property tables is that RDF data tends not to be very structured, and not every subject listed in the table will have all the properties defined. The less structured the data, the more NULL values will exist in the table. In fact, these representations can be extremely sparse – containing hundreds of NULLs for each non-NULL value. These NULLs impose a substantial performance overhead, as has been noted in previous work [13, 16, 17].

The two problems with property tables are at odds with one another. If property tables are made narrow, with few property columns that are highly correlated in their value definition, the average value density of the table increases and the table is less sparse. Unfortunately, the likelihood of any particular query being able to be confined to a single property table is reduced. On the other hand, if many properties are included in a single property table, the number of joins and union clauses per query decreases, but the number of NULLs in the table increases (it becomes more sparse), bloating the table and wasting space. Thus there is a fundamental trade-off between query complexity as a result of proliferation of joins and

unions and table sparsity (and its resulting impact on query performance). Similar problems have been noted in attempts to shred and store XML data in relational databases [25, 29].

A third problem with property tables is the abundance of multi-valued attributes found in RDF data. Multi-valued attributes are surprisingly prevalent in the Semantic Web; for example in the library catalog data we work with in Section 5, properties one might think of as single-valued such as title, publisher, and even entity type are multi-valued. In general, there always seem to be exceptions, and the RDF data model provides no disincentives for making properties multi-valued. Further, our experience suggests that RDF data is often unclean, with overloaded subject URIs used to represent many different real-world entities.

Multi-valued properties are problematic for property tables for the same reason they are problematic for relational tables. They cannot be included with the other attributes in the same table unless they are represented using list, set, or bag attributes. However, this requires an object-relational DBMS, results in variable width attributes, and complicates the expression of queries over these attributes.

In summary, while property tables can significantly improve performance by reducing the number of self-joins and typing attributes, they introduce complexity by requiring property clustering to be carefully done to create property tables that are not too wide, while still being wide enough to answer most queries directly. Ubiquitous multi-valued attributes cause further complexity.

3. A SIMPLER ALTERNATIVE

We now look at an alternative to the property table solution to speed up queries over a triple-store. In Section 3.1 we discuss the vertically partitioned approach to storing RDF triples. We then look at how we extended a column-oriented DBMS to implement this approach in Section 3.2

3.1 Vertically Partitioned Approach

We propose storage of RDF data using a fully decomposed storage model (DSM) [23, 24]. The triples table is rewritten into n two column tables where n is the number of unique properties in the data. In each of these tables, the first column contains the subjects that define that property and the second column contains the object values for those subjects. For example, the triples table from Table 1(a) would be stored as:

Type		Title		Copyright	
ID1	BookType	ID1	“XYZ”	ID1	“2001”
ID2	CDType	ID2	“ABC”	ID2	“1985”
ID3	BookType	ID3	“MNO”	ID5	“1995”
ID4	DVDType	ID4	“DEF”	ID6	“2004”
ID5	CDType	ID5	“GHI”	Language	
ID6	BookType	Artist		ID2	“French”
Author		ID2	“Orr, Tim”	ID3	“English”
ID1	“Fox, Joe”				

Each table is sorted by subject, so that particular subjects can be located quickly, and that fast merge joins can be used to reconstruct information about multiple properties for subsets of subjects. The value column for each table can also be optionally indexed (or a second copy of the table can be created clustered on the value column).

The advantages of this approach (relative to the property table approach) are:

Support for multi-valued attributes. A multi-valued attribute is not problematic in the decomposed storage model. If a subject has more than one object value for a particular property, then each distinct value is listed in a successive row in the table for that property.

For example, if ID1 had two authors in the example above, the table would look like:

Author	
ID1	"Fox, Joe"
ID1	"Green, John"

Support for heterogeneous records. Subjects that do not define a particular property are simply omitted from the table for that property. In the example above, author is only defined for one subject (ID1) so the table can be kept small (NULL data need not be explicitly stored). The advantage becomes increasingly important when the data is not well-structured.

Only those properties accessed by a query need to be read. I/O costs can be substantially reduced.

No clustering algorithms are needed. This point is the basis behind our claim that the vertically partitioned approach is simpler than the property table approach. While property tables need to be carefully constructed so that they are not too wide, but yet wide enough to independently answer queries, the algorithm for creating tables in the vertically partitioned approach is straightforward and need not change over time.

Fewer unions and fast joins. Since all data for a particular property is located in the same table (unlike the property-class schema of Figure 1(d)), union clauses in queries are less common. And although the vertically partitioned approach will require more joins relative to the property table approach, properties are joined using simple, fast (linear) merge joins.

Of course there are several disadvantages to this approach relative to property tables. When a query accesses several properties, these 2-column tables have to be merged. Although a merge join is not expensive, it is also not free. Also, inserts can be slower into vertically partitioned tables, since multiple tables need to be accessed for statements about the same subject. However, we have yet to come across an RDF application where the insert rate is so high that buffering the inserts and batch rewriting the tables is unacceptable.

In Section 6 we will compare the performance of the property table approach and the vertically partitioned approach to each other and to the triples table approach. Before we present these experiments, we describe how a column-oriented DBMS can be extended to implement the vertically partitioned approach.

3.2 Extending a Column-Oriented DBMS

The fundamental idea behind column-oriented databases is to store tables as collections of columns rather than as collections of rows. In standard row-oriented databases (e.g., Oracle, DB2, SQLServer, Postgres, etc.) entire tuples are stored consecutively (either on disk or in memory). The problem with this is that if only a few attributes are accessed per query, entire rows need to be read into memory from disk (or into cache from memory) before the projection can occur, wasting bandwidth. By storing data in columns rather than rows (or in n two-column tables for each attribute in the original table as in the vertically partitioned approach described above), projection occurs for free – only those columns relevant to a query need to be read. On the other hand, inserts might be slower in column-stores, especially if they are not done in batch.

At first blush, it might seem strange to use a column-store to store a set of two-column tables since column-stores excel at storing big wide tables where only a few attributes are queried at once. However, column-stores are actually well-suited for schemas of this type, for the following reasons:

Tuple headers are stored separately. Databases generally store tuple metadata at the beginning of the tuple. For example, Postgres

contains a 27 byte tuple header containing information such as insert transaction timestamp, number of attributes in tuple, and NULL flags. In contrast, the rest of the data in the two-column tables will generally not take up more than 8 bytes (especially when strings have been dictionary encoded). A column-store puts header information in separate columns and can selectively ignore it (a lot of this data is no longer relevant in the two column case; for example, the number of attributes is always two, and there are never any NULL values since subjects that do not define a particular property are omitted). Thus, the effective tuple width in a column-store is on the order of 8 bytes, compared with 35 bytes for a row-store like Postgres, which means that table scans perform 4-5 times quicker in the column-store.

Optimizations for fixed-length tuples. In a row-store, if any attribute is variable length, then the entire tuple is variable length. Since this is the common case, row-stores are designed for this case, where tuples are located through pointers in the page header (instead of address offset calculation) and are iterated through using an extra function call to a tuple interface (instead of iterated through directly as an array). This has a significant performance overhead [18, 19]. In a column-store, fixed length attributes are stored as arrays. For the two-column tables in our RDF storage scheme, both attributes are fixed-length (assuming strings are dictionary encoded).

Column-oriented data compression. In a column-store, since each attribute is stored separately, each attribute can be compressed separately using an algorithm best suited for that column. This can lead to significant performance improvement [14]. For example, the subject ID column, a monotonically increasing array of integers, is very compressible.

Carefully optimized column merge code. Since merging columns is a very frequent operation in column-stores, the merging code is carefully optimized to achieve high performance [15]. For example, extensive prefetching is used when merging multiple columns, so that disk seeks between columns (as they are read in parallel) do not dominate query time. Merging tables sorted on the same attribute can use the same code.

Direct access to sorted files rather than indirection through a B tree. While not strictly a property of column-oriented stores, the increased dependence on merge joins necessitates that heap files are maintained in guaranteed sorted order, whereas the order of heap files in many row-stores, even on a clustered attribute, is only guaranteed through an index. Thus, iterating through a sorted file must be done indirectly through the index, and extra seeks between index leaves may degrade performance.

In summary, a column-store vertically partitions attributes of a table. The vertically partitioned scheme described in Section 3.1 can be thought of as partitioning attributes from a wide universal table containing all possible attributes from the data domain. Consequently, it makes sense to use a DBMS that is optimized for this type of partitioning.

3.2.1 Implementation details

We extended an open source column-oriented database system (C-Store [30]) to experiment with the ideas presented in this paper. C-Store stores a table as a collection of columns, each column stored in a separate file. Each file contains a list of 64K blocks with as many values as possible packed into each block. C-Store, as a bare-bones research prototype, did not have support for temporary tables, index-nested loops join, union, or operators on the string data type at the outset of this project, each of which had to be added. We chose to dictionary encode strings similarly to Oracle and Sesame (as described in Section 2.1) where only fixed-width

integer keys are stored in the data tables, and the keys are decoded at the end of each query using and index-nested loops join with a large strings dictionary table.

4. MATERIALIZED PATH EXPRESSIONS

In all three RDF storage schemes described thus far (triples schema, property tables, and vertically partitioned tables), querying path expressions (a common operation on RDF data) is expensive. In RDF data, object values can either be literals (e.g., “Fox, Joe”) or URIs (e.g., `http://preamble/FoxJoe`). In the latter case, the value can be further described using additional triples (e.g., `<BookID1, Author, http://preamble/FoxJoe>`, `<http://preamble/FoxJoe, wasBorn, “1860”>`). If one wanted to find all books whose authors were born in 1860, this would require a path expression through the data. In a triples store, this query might look like:

```
SELECT B.subj
FROM triples AS A, triples AS B
WHERE A.prop = wasBorn
AND A.obj = ‘‘1860’’
AND A.subj = B.obj
AND B.prop = ‘‘Author’’
```

We need to perform a subject-object join to connect information about authors with information on the books they wrote.

In general, in a triples schema, a path expression requires $(n - 1)$ subject-object self-joins where n is the length of the path. For a property table schema, $(n - 1)$ self-joins are also required if all properties in the path expression are included in the table; otherwise the property table needs to be joined with other tables. For the vertically partitioned schema, the tables for the properties involved in the path expression need to be joined together; however these are joins of the second (unsorted) column of one table with the first column of the other table (and are hence not merge joins).

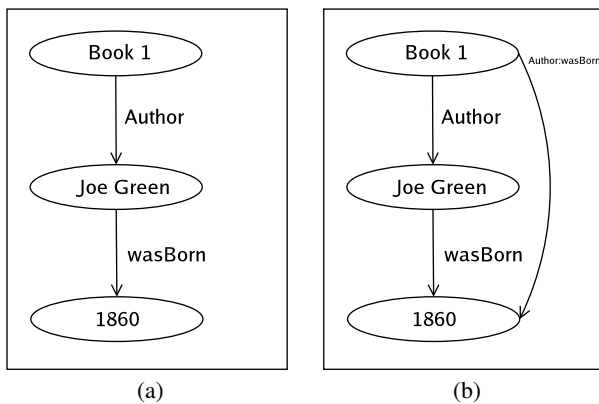


Figure 2: Graphical presentation of subject-object join queries.

Graphically, the data is modeled as shown in Figure 2(a). Here we use the standard RDF semantic model where subjects and objects are connected by labeled directed edges (properties). The path expression join can be observed through the *author* and *wasBorn* properties. If we could store the results of following the path expression through a more direct path (shown in Figure 2(b)), the join could be eliminated:

```
SELECT A.subj
FROM pretable AS A,
WHERE A.author:wasBorn = ‘‘1860’’
```

Using a vertically partitioned schema, this author:wasBorn path expression can be precalculated and the result stored in its own two column table (as if it were a regular property). By precalculating the path expression, we do not have to perform the join at query time. Note that if any of the properties along the path in the path expression were multi-valued, the result would also be multi-valued. Thus, this materialized path expression technique is easier to implement in a vertically partitioned schema than in a property table.

Inference queries (e.g., if X is a part of Y and Y is a part of Z then X is a part of Z), a very common operation on Semantic Web data, are also usually performed using subject-object joins, and can be accelerated through this method.

There is, however, a cost in having a larger number of extra materialized tables, since they need to be recalculated whenever new triples are added to the RDF store. Thus, for read-only or read-mostly RDF applications, many of these materialized path expression tables can be created, but for insert heavy workloads, only very common path expressions should be materialized.

We realize that a materialization step is not an automatic improvement that comes with the presented architectures. However, both property tables and vertically partitioned data lend themselves to allowing such calculations to be precomputed if they appear on a common path expression.

5. BENCHMARK

In this section, we describe the RDF benchmark we have developed for evaluating the performance of our three RDF databases. Our benchmark is based on publicly available library data and a collection of queries generated from a web-based user interface for browsing RDF content.

5.1 Barton Data

The dataset we work with is taken from the publicly available Barton Libraries dataset [1]. This data is provided by the Simile Project [4], which develops tools for library data management and interoperability. The data contains records acquired from an RDF-formatted dump of the MIT Libraries Barton catalog, converted from raw data stored in an old library format standard called MARC (Machine Readable Catalog). Because of the multiple sources the data was derived from and the diverse nature of the data that is cataloged, the structure of the data is quite irregular.

We converted the Barton data from RDF/XML syntax to triples using the Redland parser [3] and then eliminated duplicate triples. We then did some very minor cleaning of data, eliminating triples with particularly long literal values or with subject URIs that were obviously overloaded to correspond to several real-world entities (more than 99% of the data remained). This left a total of 50,255,599 triples in our dataset, with a total of 221 unique properties, of which the vast majority appear infrequently. Of these properties, 82 (37%) are multi-valued, meaning that they appear more than once for a given subject; however, these properties appear more often (77% of the triples have a multi-valued property). The dataset provides a good demonstration of the relatively unstructured nature of Semantic Web data.

5.2 Longwell Overview

Longwell [2] is a tool developed by the Simile Project, which provides a graphical user interface for generic RDF data exploration in a web browser. It begins by presenting the user with a list of the values the *type* property can take (such as *Text* or *Notated Music* in the library dataset) and the number of times each type occurs in the data. The user can then click on the types of data to further explore. Longwell shows the list of currently filtered resources (RDF sub-

jects) in the main portion of the screen, and a list of filters in panels along the side. Each panel represents a property that is defined on the current filter, and contains popular object values for that property along with their corresponding frequencies. If the user selects an object value inside one of these property panels, this filters the working set of resources to those that have that property-object pair defined, updating the other panels with the new frequency counts for this narrower set of resources.

We will now describe a sample browsing session through the Longwell interface. The reader may wish to follow the described path by looking at a set of screenshots taken from the online Longwell Demo we include in our companion technical report [12]. The path starts when the user selects *Text* from the *type* property box, which filters the data into a list of text entities. On the right side of the screen, we find that popular properties on these entities include “subject,” “creator,” “language,” and “publisher.” Within each property there is a list of the counts of the popular objects within this property. For example, we find out that the German object value appears 122 times and the French object value appears 131 times under the language property. By clicking on “fre” (French language), information about the 131 French texts in the database is presented, along with the revised set of popular properties and property values defined on these French texts.

Currently, Longwell only runs on a small fraction of the Barton data (9375 records), as its RDF triple-store cannot scale to support the full 50 million triple dataset (we show this scalability limitation in our experiments). Our experiments use Longwell-style queries to provide a realistic benchmark for testing the designs proposed. Our goal is to explore architectures and schemas which can provide interactive performance on the full dataset.

5.3 Longwell Queries

Our experiments feature seven queries that need to be executed on a typical Longwell path through the data. These queries are based on a typical browsing session, where the user selects a few specific entities to focus on and where the aggregate results summarizing the contents of the RDF store are updated.

The full queries are described at a high level here and are provided in full in the appendix as SQL queries against a triple-store. We will discuss later how we rewrote the queries for each schema.

Query 1 (Q1). Calculate the opening panel displaying the counts of the different types of data in the RDF store. This requires a search for the objects and counts of those objects with property *Type*.

There are 30 such objects. For example: *Type: Text* has a count of 1,542,280, and *Type: NotatedMusic* has a count of 36,441.

Query 2 (Q2). The user selects *Type: Text* from the previous panel. Longwell must then display a list of other defined properties for resources of *Type: Text*. It must also calculate the frequency of these properties. For example, the *Language* property is defined 1,028,826 times for resources that are of *Type: Text*.

Query 3 (Q3). For each property defined on items of *Type: Text*, populate the property panel with the counts of popular object values for that property (where popular means that an object value appears more than once). For example, the property *Edition* has 8 items with value “[1st.ed..reprinted].”

Query 4 (Q4). This query recalculates all of the property-object counts from Q3 if the user clicks on the “French” value in the “Language” property panel. Essentially this is narrowing the working set of subjects to those whose *Type* is *Text* and *Language* is *French*. This query is thus similar to Q3, but has a much higher-selectivity.

Query 5 (Q5). Here we perform a type of *inference*. If there are triples of the form (*X Records Y*) and (*Y Type Z*) then we can in-

fer that *X* is of type *Z*. Here *X Records Y* means that *X* records information about *Y* (for example, *X* might be a web page with information on *Y*). For this query, we want to find the inferred type of all subjects that have this *Records* property defined that also originated in the US Library of Congress (i.e. contain triples of the form (*X origin “DLC”*)). The subject and inferred type is returned for all non-*Text* entities.

Query 6 (Q6). For this query, we combine the inference first step of Q5 with the property frequency calculation of Q2 to extract information in aggregate about items that are either directly known to be of *Type: Text* (as in Q2) or inferred to be of *Type: Text* through the Q5 *Records* inference.

Query 7 (Q7). Finally, we include a simple triple selection query with no aggregation or inference. The user tries to learn what a particular property (in this case *Point*) actually means by selecting other properties that are defined along with a particular value of this property. The user wishes to retrieve subject, *Encoding*, and *Type* of all resources with a *Point* value of “end.” The result set indicates that all such resources are of the type *Date*. This explains why these resources can have “start” and “end” values: each of these resources represents a start or end date, depending on the value of *Point*.

We make the assumption that the Longwell administrator has selected a set of 28 interesting properties over which queries will be run (they are listed in our technical report [12]). There are 26,761,389 triples for these properties. For queries Q2, Q3, Q4, and Q6, only these 28 properties are considered for aggregation.

6. EVALUATION

Now that we have described our benchmark dataset and the queries that we run over it, we compare their performance in three different schemas – a triples schema, a property tables schema, and a vertically partitioned schema. We study the performance of each of these three schemas in a row-store (Postgres) and, for the vertically partitioned schema, also in a column-store (our extension of C-Store).

Our goal is to study the performance tradeoffs between these representations to understand when a vertically partitioned approach performs better (or worse) than the property tables solution. Ultimately, the goal is to improve performance as much as possible over the triple-store schema, since this is the schema most RDF store systems use.

6.1 System

Our benchmarking system is a hyperthreaded 3.0 GHz Pentium IV, running RedHat Linux, with 2 Gbytes of memory, 1MB L2 cache, and a 3-disk, 750 Gbyte striped RAID array. The disk can read cold data at 150-180 MB/sec.

6.1.1 PostgreSQL Database

We chose Postgres as the row-store to experiment with because Beckmann et al. [17] experimentally showed that it was by far more efficient dealing with sparse data than commercial database products. Postgres does not waste space storing NULL data: every tuple is preceded by a bit-string of cardinality equal to the number of attributes, with ‘1’s at positions of the non-NULL values in the tuple. NULL data is thus not stored; this is unlike commercial products that waste space on NULL data. Beckmann et al. show that Postgres queries over sparse data operate about eight times faster than commercial systems.

We ran Postgres with *work_mem* = 51200, meaning that 50 Mbytes of memory are dedicated to each sorting and hashing operation. This may seem low, but the *work_mem* value is considered per operation, many of which are highly parallelizable. For example, when

multiple aggregations are simultaneously being processed during the UNIONED GROUP BY queries for the property table implementation, a higher value of *work_mem* would cause the query executor to use all available physical memory and thrash. We set *effective_cache_size* to 183500 4KB pages. This value is a planner hint to predict how much memory is available in both the Postgres and operating system cache for overall caching. Setting it to a higher value does not change the plans for any of the queries run. We turned *fsync* off to avoid syncing the write-ahead log to disk to make comparisons to C-Store fair, since it does not use logging [30]. All queries were run at a READ COMMITTED isolation level, which is the lowest level of isolation available in Postgres, again because C-Store was not using transactions.

6.2 Store Implementation Details

We now describe the details of our store implementations. Note that all implementations feature a dictionary encoding table that maps strings to integer identifiers (as was described in Section 2.1); these integers are used instead of strings to represent properties, subjects, and objects. The encoding table has a clustered B+tree index on the identifiers, and an unclustered B+tree index on the strings. We found that all experiments, including those on the triple-store, went an order of magnitude faster with dictionary encoding.

6.2.1 Triple Store

Of the popular full triple-store implementations, Sesame [21] seemed the most promising in terms of performance because it provides a native store that utilizes B+tree indices on any combination of subjects, properties, and objects, but does not have the overhead of a full database (of course, scalability is still an issue as it must perform many self-joins like all triple-stores). We were unable to test all queries on Sesame, as the current version of its query language, SeRQL, does not support aggregates (which are slated to be included in version 2 of the Sesame project). Because of this limitation, we were only able to test Q5 and Q7 on Sesame, as they did not feature aggregation. The Sesame system implements dictionary encoding to remove strings from the triples table, and including the dictionary encoding table, the triples table, and the indices on the tables, the system took 6.4 GBytes on disk.

On Q5, Sesame took 1400.94 seconds. For Q7, Sesame completed in 79.98 seconds. These results are the same order of magnitude, but 2-3X slower than the same queries we ran on a triple-store implemented directly in Postgres. We attribute this to the fact that we compressed namespace strings in Postgres more aggressively than Sesame does, and we can interact with the triple-store directly in SQL rather than indirectly through Sesame's interfaces and SeRQL. We observed similar results when using Jena instead of Sesame.

Thus, in this paper, we report triple-store numbers using the direct Postgres representation, since this seems to be a more fair comparison to the alternative techniques we explore (where we also directly interact with the database) and allows us to report numbers for aggregation queries.

Our Postgres implementation of the triple-store contains three columns, one each for subject, property, and object. The table contains three B+ tree indices: one clustered on (subject, property, object), two unclustered on (property, object, subject) and (object, subject, property). We experimentally determined these to be the best performing indices for our query workload. We also maintain the list of the 28 interesting properties described in Section 5.3 in a small separate table. The total storage needs for this implementation is 8.3 GBytes (including indices and the dictionary encoding table).

6.2.2 Property Table Store

We implemented clustered property tables as described in Section 2.1. To measure their best-case performance, we created a property table for each query containing only the columns accessed by that query. Thus, the table for Q2, Q3, Q4 and Q6 contains the 28 interesting properties described in Section 5.3. The table for Q1 stores only subject and *Type* property columns, allowing for repetitions in the subject for multi-valued attributes. The table for Q5 contains columns for subject, *Origin*, *Records*, and *Type*. The Q7 table contains subject, *Encoding*, *Point*, and *Type* columns. We will look at the performance consequences of property tables that are wider than needed to answer particular queries in Section 6.7.

For all but Q1, multi-valued attributes are stored in columns that are integer arrays (*int[]* in Postgres), while all other columns are integer types. For single-valued attributes that are used as selection predicates, we create unclustered B+ tree indices. We attempted to use GiST [27] indexing for integer arrays in Postgres², but using this access path took more time than a sequential scan through the database, so multi-valued attributes used as selection predicates were not indexed. All tables had a clustered index on subject. While the smaller tables took less space, the property table with 28 properties took 14 GBytes (including indices and the dictionary encoding table).

6.2.3 Vertically Partitioned Store in Postgres

The vertically partitioned store contains one table per property. Each table contains a subject and object column. There is a clustered B+ tree index on subject, and an unclustered B+ tree index on object. Multi-valued attributes are represented as described in Section 3.1 through multiple rows in the table with the same subject and different object value. This store took up 5.2 GBytes (including indices and the dictionary encoding table).

6.2.4 Column-Oriented Store

Properties are stored on disk in separate files, in blocks of 64 KB. Each property contains two columns like the vertically partitioned store above. Each property has a clustered B+ tree on subject; and single-valued, low cardinality properties have a bit-map index on object. We used the C-Store default of 4MB column prefetching (this reduces seeks in merge joins). This store took up 2.7 GBytes (including indices and the dictionary encoding table).

6.3 Query Implementation Details

In this section, we discuss the implementation of all seven benchmark queries in the four designs described above.

Q1. On a triple-store, Q1 does not require a join, and aggregation can occur directly on the object column after the *property=Type* selection is performed. The vertically partitioned table and the column-store aggregate the object values for the *Type* table. Because the property table solution has the same schema as the vertically partitioned table for this query, the query plan is the same.

Q2. On a triple-store, this query requires a selection on *property=Type* and *object=Text*, followed by a self-join on subject to find what other properties are defined for these subjects. The final step is an aggregation over the properties of the newly joined triples table. In the property table solution, the selection predicate *Type=Text* is applied, and then the counts of the non-NULL values for each of the 28 columns is written to a temporary table. The counts are then selected out of the temporary table and unioned together to produce the correct results schema. The vertically partitioned store and column-store select the subjects for which the *Type* table has ob-

²<http://www.sai.msu.su/~megeera/postgres/gist/intarray/README.intarray>

ject value *Text*, and store these in a temporary table, *t*. They then union the results of joining each property's table with *t* and count all elements of the resulting joins.

Q3. On a triple-store, Q3 requires the same selection and self-join on subject as Q2. However, the aggregation groups by both property and object value.

The property table store applies the selection predicate *Type=Text* as in Q2, but is unable to perform the aggregation on all columns in a single scan of the property table. This is because grouping must be per property and then object for each column, and thus each column must group by the object values in that particular column (a single GROUP BY clause is not sufficient). The SQL standard describes GROUP BY GROUPING SETS to allow multiple GROUP BY aggregation groups to be performed in a single sequential scan of a table. Postgres does not implement this feature, and so our query plan requires a sequential scan of the table for each property aggregation (28 sequential scans), which should prove to be expensive. There is no way for us to accurately predict how the use of grouping sets would improve performance, but it should greatly reduce the number of sequential scans.

The vertical store and the column store work like they did in Q2, but perform a GROUP BY on the object column of each property after merge joining with the subject temporary table. They then union together the aggregated results from each property.

Q4. On a triple-store, Q4 has a selection for *property=Language* and *object=French* at the bottom of the query plan. This selection is joined with the *Type Text* selection (again a self-join on subject), before a second self-join on subject is performed to find the other properties and objects defined for this refined subject list.

The property table store performs exactly as it did in Q3, but adds an extra selection predicate on *Language=French*.

The vertically partitioned and column stores work as they did in Q3, except that the temporary table of subjects is further narrowed down by a join with subjects whose *Language* table has *object=French*.

Q5. On a triple-store, this requires a selection on *property=Origin* and *object=DLC*, followed by a self-join on subject to extract the other properties of these subjects. For those subjects with the *Records* property defined, we do a subject-object join to get the types of the subjects that were objects of the *Records* property.

For the property table approach, a selection predicate is applied on *Origin=DLC*, and the *Records* column of the resulting tuples is projected and (self) joined with the *subject* column of the original property table. The *type* values of the join results are extracted.

On the vertically partitioned and column stores, we perform the *object=DLC* selection on the *Origin* property, join these subjects with the *Records* table, and perform a subject-object join on the *Records* objects with the *Type* subjects to attain the inferred types.

Note that as described in Section 4, subject-object joins are slower than subject-subject joins because the object column is not sorted in any of the approaches. We discuss how the materialized path expression optimization described in Section 4 affects the results of this query and Q6 in Section 6.6.

Q6. On a triple-store, the query first finds subjects that are directly of *Type: Text* through a simple selection predicate, and then finds subjects that are inferred to be of *Type Text* by performing a subject-object join through the records property as in Q5. Next, it finds the other properties defined on this working set of subjects through a self-join on subject. Finally, it performs a count aggregation on these defined properties.

The property table, vertical partitioning, and column-store approaches first create temporary tables by the methods of Q2 and Q5, and perform aggregation in a similar fashion to Q2.

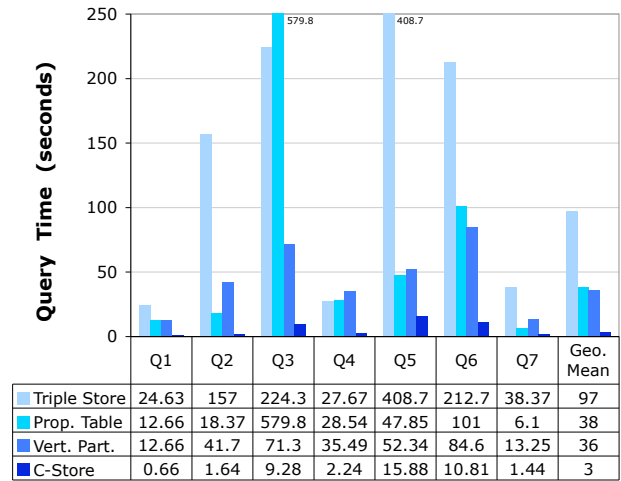


Figure 3: Performance comparison of the triple-store schema with the property table and vertically partitioned schemas (all three implemented in Postgres) and with the vertically partitioned schema implemented in C-Store. Property tables contain only the columns necessary to execute a particular query.

Q7. To implement Q7 on a triple-store, the selection on the *Point* property is performed, and then two self-joins are performed to extract the *Encoding* and *Type* values for the subjects that passed the predicate.

In the property table schema, the property table is narrowed down by a filter on *Point*, which is accessed by an index. At this point, the other three columns (subject, *Encoding*, *Type*) are projected out of the table. Because *Type* is multi-valued, we treat each of its two possible instances per subject separately, unioning the result of performing the projection out of the property table once for each of the two possible array values of *Type*.

In the vertically partitioned and column-store approaches, we join the filtered *Point* table's subject with those of the *Encoding* and *Type* tables, returning the result.

Since this query returns slightly less than 75,000 triples, we avoid the final join with the string dictionary table for this query since this would dominate query time and is the same for all four approaches. We are exploring intelligent caching techniques to reduce the cost of this final dictionary decoding step for high cardinality queries.

6.4 Results

The performance numbers for all seven queries on the four architectures are shown in Figure 3. All times presented in this paper are the average of three runs of the queries. Between queries we copy a 2 GByte file to clear the operating system cache, and restart the database to clear any internal caches.

The property table and vertical partitioning approaches both perform a factor of 2-3 faster than the triple-store approach (the geometric mean³ of their query times was 38 and 36 seconds respectively compared with 97 seconds for the triple-store approach⁴. C-Store added another factor of 10 performance improvement with a geometric mean of 3 seconds (and so is a factor of 32 faster than

³We use geometric mean – the *n*th root of the product of *n* numbers – instead of the arithmetic mean since it provides a more accurate reflection of the total speedup factor over the workload.

⁴If we hand-optimized the triple-store query plans rather than use the Postgres default, we were able to reduce its geometric mean to 79 seconds; this demonstrates the fact that by introducing a number of self-joins, queries over a triple-store schema are very hard to optimize.

the triple-store).

To better understand the reasons for the differences in performance between approaches, we look at the performance differences for each query. For Q1, the property table and vertical partitioning numbers are identical because we use the idealized property table for each query, and since this query only accesses one property, the idealized property table is identical to the vertically partitioned table. The triple-store only performs a factor of two slower since it does not have to perform any joins for this query. Perhaps surprisingly, C-Store performs an order of magnitude better. To understand why, we broke the query down into pieces. First, we noted that the type property table in Postgres takes 472MB compared to just 100MB in C-Store. This is almost entirely due to the fact that the Postgres tuple header is 27 bytes compared with just 8 bytes of actual data per tuple and so the Postgres table scan needs to read 35 bytes per tuple (actually, more than this if one includes the pointer to the tuple in the page header) compared with just 8 for C-Store.

Another reason why C-Store performs better is that it uses an index nested loops join to join keys with the strings dictionary table while Postgres chooses to do a merge join. This final join takes 5 seconds longer in Postgres than it does in C-Store (this 5 second overhead is observable in the other queries as well). These two reasons account for the majority of the performance difference between the systems; however the other advantages of using a column-store described in Section 3.2 are also a factor.

Q2 shows why avoiding the expensive subject-subject joins of the triple-store is crucial, since the triple-store performs much more slowly than the other systems. The vertical partitioning approach is outperformed by the property table approach since it performs 28 merge joins that the property table approach does not need to do (again, the property table approach is helped by the fact that we use the optimal property table for each query).

As expected, the multiple sequential scans of the property table hurt it in Q3. Q4 is so highly selective that the query results for all but C-Store are quite similar. The results of the optimal property table in Q5-Q7 are on par with those of the vertically partitioned option, and show that subject-object joins hurt each of the stores significantly.

On the whole, vertically partitioning a database provides a significant performance improvement over the triple-store schema, and performs similarly to property tables. Given that vertical partitioning in a row-oriented database is competitive with the optimal scenario for a property table solution, we conclude that they are the preferable solution since they are simpler to implement. Further, if one uses a database designed for vertically partitioned data such as C-Store, additional performance improvement can be realized. C-Store achieved nearly-interactive time on our benchmark running on a single machine that is two years old.

We also note that multi-valued attributes play a role in reducing the performance of the property table approach. Because we implement multi-valued attributes in property tables as arrays, simple indexing can not be performed on these arrays, and the GiST [27] indexing of integer arrays performs worse than a sequential scan of the property table.

Finally, we remind the reader that the property tables for each query are idealized in that they only include the subset of columns that are required for the query. As we will show in Section 6.7, poor choice in columns for a property table will lead to less-than-optimal results, whereas the vertical partitioning solution represents the best- and worst-case scenarios for all queries.

6.4.1 Postgres as a Choice of RDBMS

There are several notes to consider that apply to our choice of

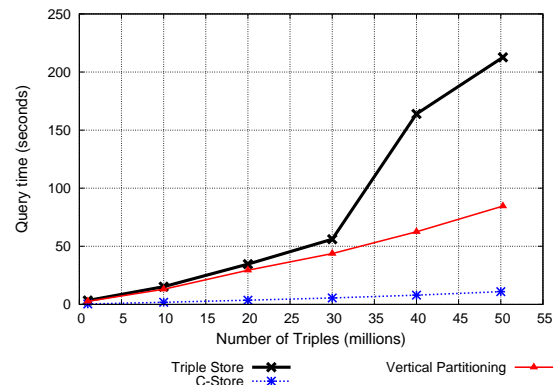


Figure 4: Query 6 performance as number of triples scale.

Postgres as the RDBMS. First, for Q3 and Q4, performance for the property table approach would be improved if Postgres implemented GROUP BY GROUPING SETS.

Second, for the vertically partitioned schema, Postgres processes subject-subject joins non-optimally. For queries that feature the creation of a temporary table containing subjects that are to be joined with the subjects of the other properties' tables, we know that the temporary list of subjects will be in sorted order, as it comes from a table that is clustered on subject. Postgres does not carry this information into the temporary table, and will only perform a merge join for intermediate tuples that are guaranteed to be sorted. To simulate the fact that other databases would maintain the metadata about the sorted temporary subject list, we create a clustered index on the temporary table before the UNION-JOIN operation. We only included the time to create the temporary table and the UNION-JOIN operations in the total query time, as the clustering is a Postgres implementation artifact.

Further, Postgres does not assume that a table clustered on an attribute is in perfectly sorted order (due to possible modifications after the cluster operation), and thus can not perform the merge join directly; rather it does so in conjunction with an index scan, as the index is in sorted order. This process incurs extra seeks as the leaves of the B+ tree are traversed, leading to a significant cost effect compared to the inexpensive merge join operations of C-Store.

With a different choice of RDBMS, performance results might differ, but we remain convinced that Postgres was a good choice of RDBMS, given that it handles NULL values so well, and thus enabled us to fairly benchmark the property table solutions.

6.5 Scalability

Although the magnitude of query performance is important, an arguably more important factor to consider is how performance scales with size of data. In order to determine this, we varied the number of triples we used from the library dataset from one million to fifty million (we randomly chose what triples to use from a uniform distribution) and reran the benchmark queries. Figure 4 shows the results of this experiment for query 6. Both vertical partitioning schemes (Postgres and C-Store) scale linearly, while the triple-store scales super-linearly. This is because all joins for this query are linear for the vertically partitioned schemes (either merge joins for the subject-subject joins, or index scan merge joins for the subject-object inference step); however the triple-store sorts the intermediate results after performing the three selections and before performing the merge join. We observed similar results for all queries except queries 1, 4, and 7 (where the triple-store also scales linearly, but with a much higher slope relative to the vertically partitioned schemes).

	Q5	Q6
Property Table	39.49 (17.5% faster)	62.6 (38% faster)
Vertical Partitioning	4.42 (92% faster)	65.84 (22% faster)
C-Store	2.57 (84% faster)	2.70 (75% faster)

Table 2: Query times (in seconds) for Q5 and Q6 after the Records:Type path is materialized. % faster = $\frac{100|original-new|}{original}$.

6.6 Materialized Path Expressions

As described in Section 4, materialized path expressions can remove the need to perform expensive subject-object joins by adding additional columns to the property table or adding an extra table to the vertically partitioned and column-oriented solutions. This makes it possible to replace subject-object joins with cheaper subject-subject joins. Since Queries 5 and 6 contain subject-object joins, we reran just those experiments using materialized path expressions. Recall that in these queries we join object values from the *Records* property with subject values to get those subjects that can be inferred to be a particular type through the *Records* property.

For the property table approach, we widened the property table by adding a new column representing the materialized path expression: *Records:Type*. This column indicates the type of entity that is related to a subject through the *Records* property (if a subject does not have a *Records* property defined, its value in this column will be NULL). Similarly, for the vertically partitioned and column-oriented solutions, we added a table containing a subject column and a *Records:Type* object column, thus allowing one to find the *Type* of objects that a resource *Records* with a cheap subject-subject merge join. The results are displayed in Table 2.

It is clear that materializing the path expression and removing the subject-object join results in significant improvement for all schemas. However, the vertically partitioned schemas see a greater benefit since the materialized path expression is multi-valued (which is the common case, since if at least one property along the path is multi-valued, then the materialized result will be multi-valued).

In summary, Q5 and Q6, which used to take 400 and 200 seconds respectively on the triple-store, now take less than three seconds on the column-store. This represents a two orders of magnitude performance improvement!

6.7 The Effect of Further Widening

Given that semantic web content is likely to have an unstructured schema, clustering algorithms will not always yield property tables that are the perfect width for all queries. We now experimentally demonstrate the effect of property tables that are wider than they need to be for the same queries run in the experiments above. Row-stores traditionally perform poorly relative to vertically partitioned schemas and column-stores when queries need to access only a few columns of a wide table, so we expect the performance of the property table implementation to degrade with increasing table width. To measure this, we synthetically added 60 non-sparse random integer-valued columns to the end of each tuple in the widest property table in Postgres. This resulted in an approximately 7 GByte increase in database size. We then re-ran Q1-Q7 on this wide property table. The results are shown in Table 3.

Since each of the queries (except query 1) executes in two parts, first creating a temporary table containing the subset of the relevant data for that query, and then executing the rest of the query on this subset, we see some variance in % slowdown numbers, where smaller slowdown numbers indicate that a majority of the query time was spent on the second stage of query processing. However, each query sees some degree of slowdown. These results support

Query	Wide Property Table	Property Table % slowdown
Q1	60.91	381%
Q2	33.93	85%
Q3	584.84	1%
Q4	44.96	58%
Q5	76.34	60%
Q6	154.33	53%
Q7	24.25	298%

Table 3: Query times in seconds comparing a wider than necessary property table to the property table containing only the columns required for the query. % Slowdown = $\frac{100|original-new|}{original}$. Vertically partitioned stores are not affected.

the notion that while property tables can sometimes outperform vertical partitioning on a row-oriented store, a poor choice of property table can result in significantly poorer query performance. The vertically partitioned solutions are impervious to such effects.

7. CONCLUSION

The emergence of the Semantic Web necessitates high-performance data management tools to manage the tremendous collections of RDF data being produced. Current state of the art RDF databases – triple-stores – scale extremely poorly since most queries require multiple self-joins on the triples table. The previously proposed “property table” optimization has not been adopted in most RDF databases, perhaps due to its complexity and inability to handle multi-valued attributes. We showed that a poorly-selected property table can result in a factor of 3.8 slowdown over an optimal property table, thus making the solution difficult to use in practice. As an alternative to property tables, we proposed vertically partitioning tables and demonstrated that they achieve similar performance as property tables in a row-oriented database, while being simpler to implement. Further, we showed that on a version of the C-Store column-oriented database, it is possible to achieve a factor of 32 performance improvement over the current state of the art triple store design. Queries that used to take hundreds of seconds can now be run in less than ten seconds, a significant step toward interactive-time semantic web content storage and querying.

8. ACKNOWLEDGMENTS

We thank George Huo and the Postgres development team for their advice on our Postgres implementation, and Michael Stonebraker for his feedback on this paper. This work was supported by the National Science Foundation under grants IIS-048124, CNS-0520032, IIS-0325703 and two NSF Graduate Research Fellowships.

9. REFERENCES

- [1] Library catalog data. <http://simile.mit.edu/rdf-test-data/barton/>.
- [2] Longwell website. <http://simile.mit.edu/longwell/>.
- [3] Redland RDF Application Framework. <http://librdf.org/>.
- [4] Simile website. <http://simile.mit.edu/>.
- [5] Swoogle. <http://swoogle.umbc.edu/>.
- [6] Uniprot rdf dataset. <http://dev.isb-sib.ch/projects/uniprot-rdf/>.
- [7] Wordnet rdf dataset. <http://www.cogsci.princeton.edu/~wn/>.

- [8] World Wide Web Consortium (W3C). <http://www.w3.org/>.
- [9] RDF Primer. W3C Recommendation. <http://www.w3.org/TR/rdf-primer>, 2004.
- [10] RDQL - A Query Language for RDF. W3C Member Submission 9 January 2004. <http://www.w3.org/Submission/RDQL/>, 2004.
- [11] SPARQL Query Language for RDF. W3C Working Draft 4 October 2006. <http://www.w3.org/TR/rdf-sparql-query/>, 2006.
- [12] D. Abadi, A. Marcus, S. Madden, and K. Hollenbach. Using the Barton libraries dataset as an RDF benchmark. Technical Report MIT-CSAIL-TR-2007-036, MIT.
- [13] D. J. Abadi. Column stores for wide and sparse data. In *CIDR*, 2007.
- [14] D. J. Abadi, S. Madden, and M. Ferreira. Integrating Compression and Execution in Column-Oriented Database Systems. In *SIGMOD*, 2006.
- [15] D. J. Abadi, D. S. Myers, D. J. DeWitt, and S. R. Madden. Materialization strategies in a column-oriented DBMS. In *Proc. of ICDE*, 2007.
- [16] R. Agrawal, A. Somani, and Y. Xu. Storage and Querying of E-Commerce Data. In *VLDB*, 2001.
- [17] J. Beckmann, A. Halverson, R. Krishnamurthy, and J. Naughton. Extending RDBMSs To Support Sparse Datasets Using An Interpreted Attribute Storage Format. In *ICDE*, 2006.
- [18] P. A. Boncz and M. L. Kersten. MIL primitives for querying a fragmented world. *VLDB Journal*, 8(2):101–119, 1999.
- [19] P. A. Boncz, M. Zukowski, and N. Nes. MonetDB/X100: Hyper-pipelining query execution. In *CIDR*, pages 225–237, 2005.
- [20] V. Bonstrom, A. Hinze, and H. Schweppe. Storing RDF as a graph. In *Proc. of LA-WEB*, 2003.
- [21] J. Broekstra, A. Kampman, and F. van Harmelen. Sesame: A Generic Architecture for Storing and Querying RDF and RDF Schema. In *ISWC*, pages 54–68, 2002.
- [22] E. I. Chong, S. Das, G. Eadon, and J. Srinivasan. An Efficient SQL-based RDF Querying Scheme. In *VLDB*, pages 1216–1227, 2005.
- [23] G. P. Copeland and S. N. Khoshafian. A decomposition storage model. In *Proc. of SIGMOD*, pages 268–279, 1985.
- [24] J. Corwin, A. Silberschatz, P. L. Miller, and L. Marenco. Dynamic tables: An architecture for managing evolving, heterogeneous biomedical data in relational database management systems. *Journal of the American Medical Informatics Association*, 14(1):86–93, 2007.
- [25] D. Florescu and D. Kossmann. Storing and querying XML data using an RDBMS. *IEEE Data Eng. Bull.*, 22(3):27–34, 1999.
- [26] S. Harris and N. Gibbins. 3store: Efficient bulk RDF storage. In *In Proc. of PSSS'03*, pages 1–15, 2003.
- [27] J. M. Hellerstein, J. F. Naughton, and A. Pfeffer. Generalized search trees for database systems. In *Proc. of VLDB 1995, Zurich, Switzerland*, pages 562–573.
- [28] R. MacNicol and B. French. Sybase IQ Multiplex - Designed For Analytics. In *VLDB*, pages 1227–1230, 2004.
- [29] J. Shanmugasundaram, K. Tufte, C. Zhang, G. He, D. J. DeWitt, and J. F. Naughton. Relational databases for querying XML documents: Limitations and opportunities. In *Proc. of VLDB*, pages 302–314, 1999.
- [30] M. Stonebraker, D. J. Abadi, A. Batkin, X. Chen, M. Cherniack, M. Ferreira, E. Lau, A. Lin, S. Madden, E. J. O'Neil, P. E. O'Neil, A. Rasin, N. Tran, and S. B. Zdonik. C-Store: A column-oriented DBMS. In *VLDB*, pages 553–564, 2005.
- [31] K. Wilkinson. Jena property table implementation. In *SSWS*, 2006.
- [32] K. Wilkinson, C. Sayers, H. Kuno, and D. Reynolds. Efficient RDF Storage and Retrieval in Jena2. In *SWDB*, pages 131–150, 2003.

APPENDIX

The queries below are the seven benchmark queries used in the paper as implemented on a triple-store. Note that while these queries are accurately described, we dictionary encode all strings into their own table, and thus the triples table contains integer IDs which are foreign references into the string table. The actual queries feature selection predicates on integer values, and have a post-processing step of joining the strings back onto the result set. Further, the strings presented here are shortened versions of the full string URIs in the actual data (the full URIs are presented in our technical report [12]).

The properties table listed in these queries contains the list of 28 properties that are processed for queries 2, 3, 4, and 6.

Query1:

```
SELECT A.obj, count(*)
FROM triples AS A
WHERE A.prop = "<type>"
GROUP BY A.obj
```

Query2:

```
SELECT B.prop, count(*)
FROM triples AS A,
     triples AS B,
     properties AS P
WHERE A.subj = B.subj
     AND A.prop = "<type>"
     AND A.obj = "<Text>"
     AND P.prop = B.prop
GROUP BY B.prop
```

Query3:

```
SELECT B.prop, B.obj, count(*)
FROM triples AS A,
     triples AS B,
     properties AS P
WHERE A.subj = B.subj
     AND A.prop = "<type>"
     AND A.obj = "<Text>"
     AND P.prop = B.prop
GROUP BY B.prop, B.obj
HAVING count(*) > 1
```

Query4:

```
SELECT B.prop, B.obj, count(*)
FROM triples AS A,
     triples AS B,
     triples AS C,
     properties AS P
WHERE A.subj = B.subj
     AND A.prop = "<type>"
     AND A.obj = "<Text>"
     AND P.prop = B.prop
     AND C.subj = B.subj
     AND C.prop = "<language>"
     AND C.obj =
       "<language/iso639-2b/fre>"
GROUP BY B.prop, B.obj
HAVING count(*) > 1
```

Query5:

```
SELECT B.subj, C.obj
FROM triples AS A,
     triples AS B,
     triples AS C
WHERE A.subj = B.subj
     AND A.prop = "<origin>"
     AND A.obj = "<info:marcorg/DLC>"
     AND B.prop = "<records>"
     AND B.obj = C.subj
     AND C.prop = "<type>"
     AND C.obj != "<Text>"
```

Query6:

```
SELECT A.prop, count(*)
FROM triples AS A,
     properties AS P,
     (
       (SELECT B.subj
        FROM triples AS B
        WHERE B.prop = "<type>"
        AND B.obj = "<Text>")
       UNION
       (SELECT C.subj
        FROM triples AS C,
        triples AS D
        WHERE C.prop = "<records>"
        AND C.obj = D.subject
        AND D.prop = "<type>"
        AND D.obj = "<Text>")
     ) AS uniontable
WHERE A.subj = uniontable.subj
     AND P.prop = A.prop
GROUP BY A.prop
```

Query7:

```
SELECT A.subj, B.obj, C.obj
FROM triples AS A,
     triples AS B,
     triples AS C
WHERE A.prop = "<Point>"
     AND A.obj = ""end""
     AND A.subj = B.subject
     AND B.prop = "<Encoding>"
     AND A.subj = C.subject
     AND C.prop = "<type>"
```